



PSPO Analysis

Date: May 2024

Produced By: Samantha Laycock, Strategic Business Analyst

Produced For: Insp Dave Clarke

Reference: RIR 29 24

Handling Conditions

This document is classified Official with sensitive handling considerations, in accordance with the Government Security Classification System (GSC). This document may be circulated as per agreed distribution list. This document may not be disseminated further without permission from Research & Analysis and must not be referenced in other reports produced for wider dissemination. Any requests for further dissemination must be made to Jade Baker.

Contents

Aims / Objective.....	2
Methodology.....	2
Data limitations.....	3
Public Order	4
Section 5 Public order	5
Begging.....	5
Anti-social behaviour	6
Alcohol and Youth related incidents	6
Drug related incidents.....	7
.....	7
Homelessness	8
Theft offences	9
All Incidents in D1 beats.....	10

Aims / Objective

To provide statistical data to local elected members, regarding levels of antisocial behaviour and crime in Durham City Centre to support the implementation of a Public Space Protection Order.

This report provides an up-to-date picture of crime and incident levels in Durham City.

Methodology

Data is requested for the following crime and incidents categories, covering the date range of 01/07/2022 – 30/04/2023 compared to 01/07/2023 – 30/04/2024 in D1 Beats primarily Durham City Centre.

- **Public order crime** – obtained using an ibase search of all crimes with a public order HO code.
- **Public order Section 5** – Obtained using an ibase search of all incidents where “Section 5” “S5POA” “S5 POA” and “sec 5 public order” were within the incident log.
- **ASB incidents** – obtained using incident disposal codes 403/404/405 which covers ASB personal, nuisance and environmental respectively. A further breakdown of ASB is provided by identifying those ASB incidents with a youth related qualifier, an alcohol related qualifier or both.
- **Reports of begging** – obtained from an ibase search of all incidents with the term ‘begging’ in the update text. Each report was read and checked for its relevance to the term.
- **Homelessness** – Obtained from an ibase search of all incidents with the “homeless” qualifier (qualifier 83)

- **Alcohol related incidents** - obtained from an ibase search of all incidents with an alcohol qualifier (qualifier code 11)
- **Youth related incidents** - obtained from an ibase search of all incidents with a youth qualifier (qualifier code 250)
- **Youth and alcohol related incidents** - obtained from an ibase search of all incidents with both a youth and alcohol qualifier.
- **Theft Offences** – Obtained from an ibase search of all crimes with theft offences HO code.
- **Drug related incidents** – Obtained from an ibase search of all incidents with a drug related qualifier (qualifier 41). Read through of incidents were completed to determine of those how many were relating to those under the influence or taking drugs in a public place.
- **Key repeat offenders of incidents** – Every incident with a D1 beatcode on Webstorm incident logging system was reviewed by a dedicated member of staff with a working knowledge and experience of City Centre issues. Those that involved persons or circumstances that were in some way connected to a cohort of individuals responsible for regular crime and anti-social behaviour issues. The incidents were recorded on a separate document and the key monthly figures were plotted against the total number of incidents that month.

Data limitations

Impact of ASB review on recorded crime:

When considering antisocial behaviour and public order crimes, it is important to acknowledge the impact of the recent force wide review of ASB on the monthly levels of these incident / crime types which occurred during the date range of this report.

The review commenced in August 2022 and sought to identify unrecorded crimes within ASB incidents, where targeted and repeated behaviour had not previously been recognised as crimes of s2. Harassment and Public Order.

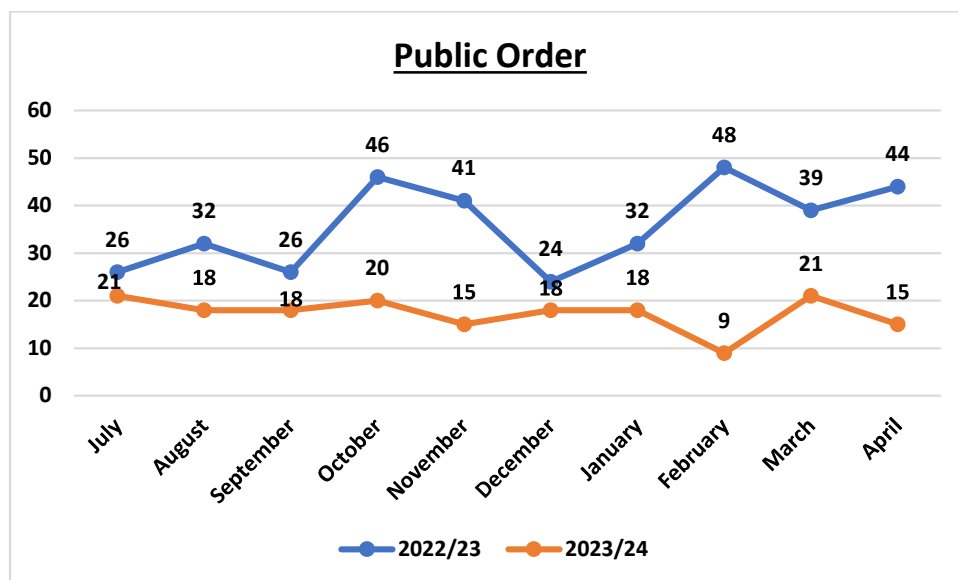
This resulted in coinciding, notable decreases in the monthly levels of ASB incidents (particularly ASB personal and nuisance) and increases in public order and harassment from Aug-22.

Section 5 Public Order:

When considering Section 5 Public Order, this was removed as a recordable crime by the home office in June 2023. It is important to acknowledge that this section is reliant on a key word search from June 2023 – April 2024 where certain keywords of section 5 public order were mentioned.

Public Order

The below graph shows Public Order offences in D1 beats only from 1st July 2022 – 30th April 2023 against 1st July 2023 – 30th April 2024.



Between 1st July 2022 – 30th April 2023 there were **358** Public Order offences in Durham City, compared to July 2023 – April 2024 there were **173** Public Order offences which represents a 52% decrease.

The cease in Section 5 Public order will have an impact on July 2023 – April 2024 figures, as in June 2023 Section 5 Public order was no longer recorded as a crime by police forces.

Offence type	July 2022 - April 2023	%	July 2023 - April 2024	%	Percentage Change between time periods
Other Offences (Against The State And Public Order)	42	12%	53	31%	26%
Affray	20	6%	32	18%	60%
Breach of a criminal behaviour order, Anti-social behaviour Crime and Policing Act 2014 Sec 30 (1)	0	0%	3	2%	-
Breach of a Restraining Order issued on acquittal. Protection from Harassment Act	1	0.3%	4	2%	300%
Breach of non-molestation order	4	1%	4	2%	0%
Breach SHPO / interim SHPO / SOPO / interim SOPO/ Foreign travel order or fail to comply with a requirement Under Sec 103D (4)	9	3%	3	2%	-67%
Committing or conspiring to commit, an act outraging public decency	3	1%	4	2%	33%
Communicating false information alleging presence of bomb	1	0.3%	0	0%	-100%
Failure to comply with Notification Order	2	13%	2	1%	0%
Public Nuisance	2	1%	1	1%	-50%
Public Fear, Alarm or Distress	288	80%	95	55%	-67%
Causing intentional harassment, alarm or distress	87	24%	59	34%	-32%
Fear or provocation of violence	35	10%	36	21%	3%
Harassment, alarm or distress	166	46%	0	0%	-100%
Racially or Religiously Aggravated Public Fear, Alarm or Distress	28	8%	25	14%	-11%
Racially or religiously aggravated fear or provocation of violence	3	1%	4	2%	33%
Racially or religiously aggravated harassment, alarm or distress	10	3%	12	7%	20%
Racially or religiously aggravated intentional harassment, alarm or distress	15	4%	9	5%	-40%
Grand Total	358	100%	173	100%	-52%

Section 5 Public order

The below shows the number of potential Section 5 Public order crimes and what those incidents have been closed as, between June 2023 – April 2024. These incidents were obtained by an ibase search of all incidents where “Section 5” “S5POA” “S5 POA” and “sec 5 public order” were within the incident log.

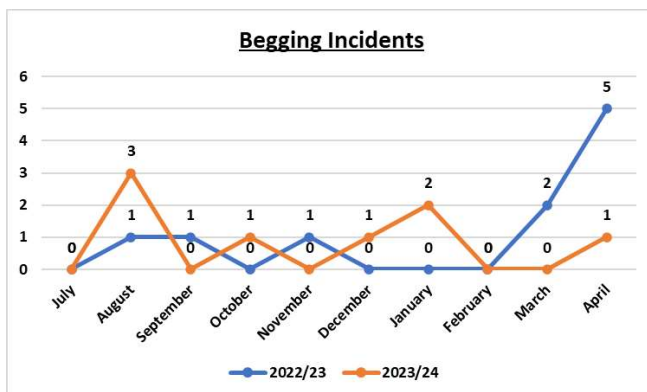
There are **66** incidents which could be potentially have previously been Section 5 Public order crimes.

The below shows incidents which may have been potential Section 5 Public order crimes if recording was not ceased in June 2023 and what they have been closed as.

Incident Type	Volume	%
ASB NUISANCE	22	33%
PUBLIC ORDER	10	15%
CRIME NOT OCCURED	10	15%
SUSPICIOUS/INSECURE	7	11%
ASB PERSONAL	4	6%
VIOLENCE AGAINST PERSON	4	6%
THEFT & HANDLING	3	5%
ASB ENVIRONMENTAL	1	2%
TASK INCIDENT	1	2%
POLICE GENERATED ACTIVITY	1	2%
CRIME RELATED INC.	1	2%
DOMESTIC INCIDENT	1	2%
OTHER OFFENCES	1	2%
Grand Total	66	100%

Begging

The below graph shows Begging Incidents in D1 beats only from 1st July 2022 – 30th April 2023 against 1st July 2023 – 30th April 2024.

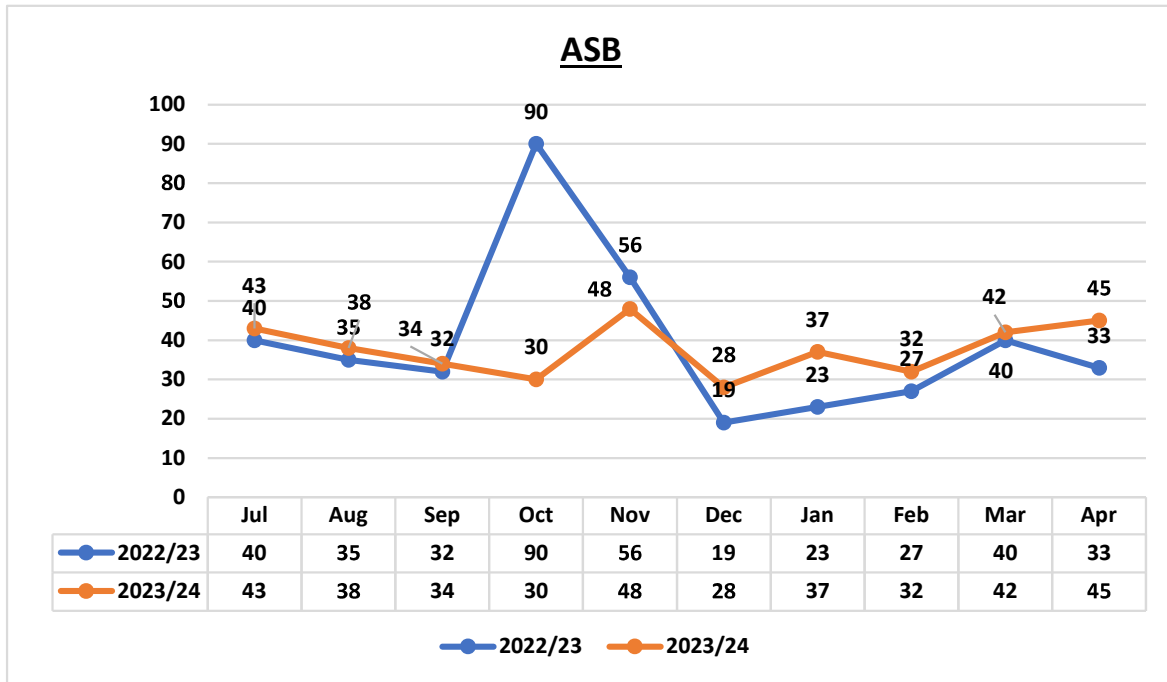


In Durham between the 1st July 2023– 30th April 2024 there were **8** reports of begging. These were mostly reported in relation to ASB Nuisance. 25% of begging incidents, are related to “Aggressive Begging”.

Incident Type	Volume	%
ASB NUISANCE	4	50%
CONCERN/COLLAPSE/INJ/ILLNESS	2	25%
CRIMINAL DAMAGE	1	13%
PUBLIC ORDER	1	13%
Grand Total	8	100%

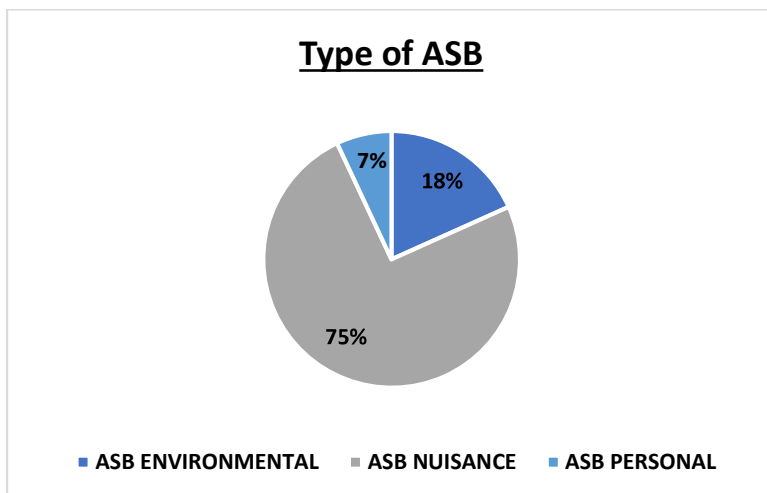
Anti-social behaviour

The below graph shows ASB incidents in D1 beats only from 1st July 2022 – 30th April 2023 against 1st July 2023 – 30th April 2024.



Between 1st July 2023 – 30th April 2024 there were **377** ASB incidents in Durham City.

The most common type of ASB is ASB Nuisance which equates to **75%**, followed by ASB Environmental at **18%** and ASB personal at **7%**.



Of **377** ASB Incidents in Durham City **81 (21%)** were given a youth qualifier, **135 (36%)** has an alcohol qualifier and **9 (2%)** had both alcohol and youth qualifiers.

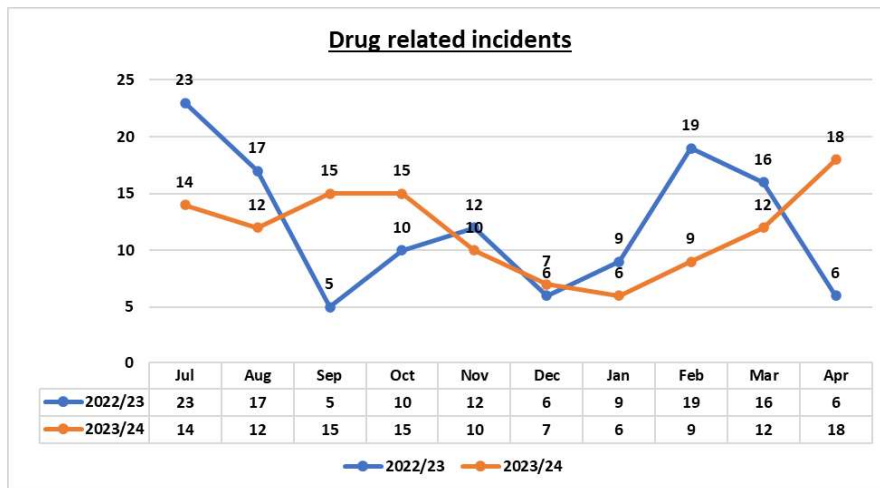
87% of ASB incidents in Durham City are not youth related.

Alcohol and Youth related incidents

There were **3659** incidents overall within the Durham City area between the 1st of July 2023 – 30th April 2024. Of these, **830 (23%)** had an alcohol qualifier, **176 (5%)** had a youth qualifier and **21 (1%)** had both alcohol and youth qualifiers.

Drug related incidents.

The below graph shows Drug related incidents in D1 beats only from 1st July 2022 – 30th April 2023 against 1st July 2023 – 30th April 2024.



Between 1st July 2023 – 30th April 2024 there were **118** incidents in Durham where there was a “drug” qualifier linked to the incident.

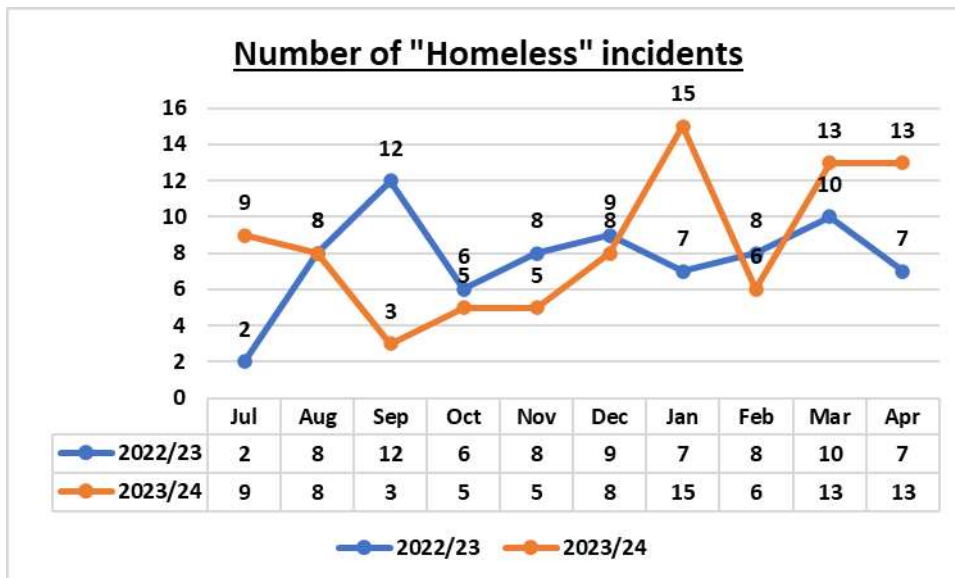
The most common type is intelligence only (**27.1%**), followed by concern/collapse/inj/illness (**18.6%**).

Incident Type	Volume	%
INTELLIGENCE ONLY	32	27.1%
CONCERN/COLLAPSE/INJ/ILLNESS	22	18.6%
DRUG OFFENCES	17	14.4%
SUSPICIOUS/INSECURE	15	12.7%
ASB NUISANCE	7	5.9%
VIOLENCE AGAINST PERSON	5	4.2%
THEFT & HANDLING	3	2.5%
ASB ENVIRONMENTAL	3	2.5%
OTHER OFFENCES	3	2.5%
DUPLICATE	2	1.7%
PUBLIC ORDER	2	1.7%
ROAD RELATED OFFENCE	2	1.7%
(blank)	2	1.7%
POLICE GENERATED ACTIVITY	1	0.8%
DOMESTIC INCIDENT	1	0.8%
TASK INCIDENT	1	0.8%
Grand Total	118	100.00%

22% of incidents relate to those taking/under the influence of drugs/substances in a public place.

Homelessness

The below graph shows Number of “homeless” incidents in D1 beats only from 1st July 2022 – 30th April 2023 against 1st July 2023 – 30th April 2024. It is worth noting that ‘homeless’ is a tag placed on an incident by a call handler, based on information given in the call and the perception of the caller.



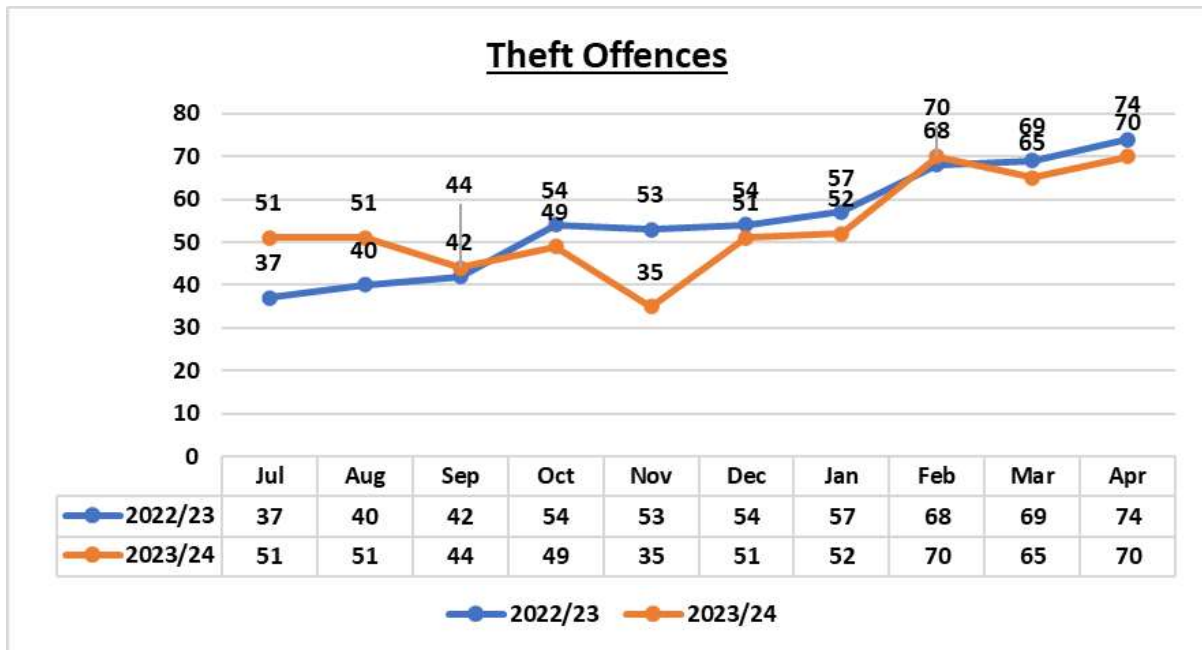
Between 1st July 2023 – 30th April 2024 there were **85** incidents in Durham where there was a “homeless” qualifier linked to the incident.

The below table shows the type of “Homeless” incidents reported. The most common type is ASB Nuisance (**35%**), followed by concern/collapse/inj/illness (**21%**).

Incident Type	Volume	%
ASB NUISANCE	30	35%
CONCERN/COLLAPSE/INJ/ILLNESS	18	21%
SUSPICIOUS/INSECURE	13	15%
THEFT & HANDLING	7	8%
PUBLIC ORDER	4	5%
ASB PERSONAL	3	4%
ASB ENVIRONMENTAL	3	4%
VIOLENCE AGAINST PERSON	2	2%
SEXUAL OFFENCES	2	2%
OTHER OFFENCES	1	1%
FRAUD & FORGERY	1	1%
MISSING PERSON	1	1%
Grand Total	85	100%

Theft offences

The below graph shows Number of theft offences in D1 beats only from 1st July 2022 – 30th April 2023 against 1st July 2023 – 30th April 2024.



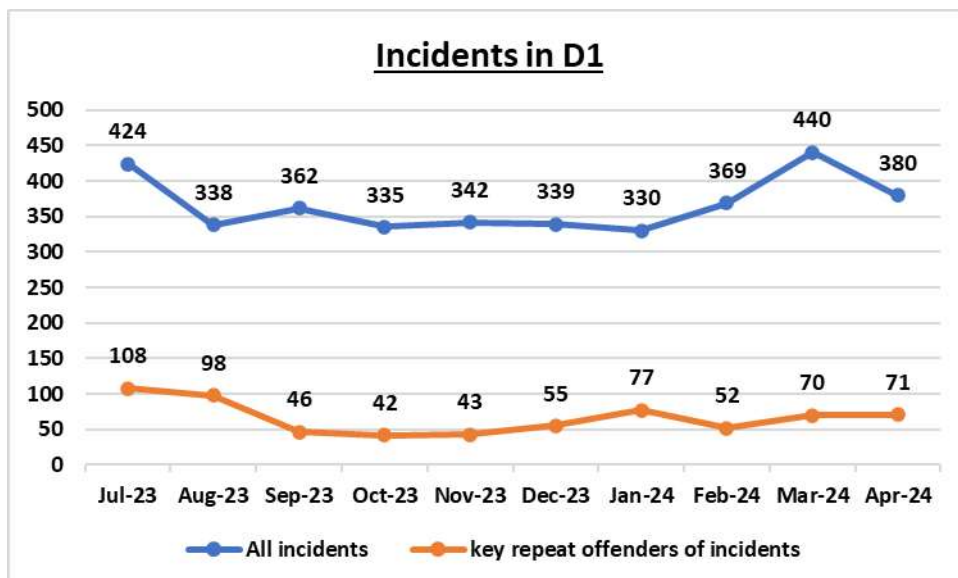
Between 1st July 2023 – 30th April 2024 there were **538** theft offences in Durham City.

The table below shows that the relative proportion of recorded theft crime are broadly similar, with Shoplifting the most prevalent:

Offence Type	Volume	%
Shoplifting	259	48.1%
Other Theft	91	16.9%
Theft Or Unauthorised Taking Of A Pedal Cycle	43	8.0%
Residential burglary of a home	39	7.2%
Burglary Business and Community	19	3.5%
Theft Or Unauthorised Taking Of A Motor Vehicle	18	3.3%
Theft From The Person	16	3.0%
Blackmail	12	2.2%
Theft From A Vehicle	10	1.9%
Theft Making Off Without Payment	8	1.5%
Interfering with a Motor Vehicle	7	1.3%
Attempted residential burglary of a home	5	0.9%
Theft In A Dwelling Other Than From An Automatic Machine Or Meter	4	0.7%
Attempted residential burglary of unconnected building	2	0.4%
Residential burglary of unconnected building	2	0.4%
Attempted Burglary Business and Community	1	0.2%
Theft Or Unlawful Taking Of Mail	1	0.2%
Theft By An Employee	1	0.2%
Grand Total	538	100%

All Incidents in D1 beats.

The below graph shows all incidents in D1 beats compared to those relating to key repeat offenders of incidents from 1st July 2023 – 30th April 2024.



The below table shows all incidents within D1 beats, compared to how many were key repeat offences of incidents.

18% of all incidents from 1st July 2023 – 30th April 2024 were key repeat offenders of incidents. August 2023 saw the highest amount of **29%**.

Month	All incidents	key repeat offenders of incidents	%
Jul-23	424	108	25%
Aug-23	338	98	29%
Sep-23	362	46	13%
Oct-23	335	42	13%
Nov-23	342	43	13%
Dec-23	339	55	16%
Jan-24	330	77	23%
Feb-24	369	52	14%
Mar-24	440	70	16%
Apr-24	380	71	19%
Total	3659	662	18%